

# Drop-in Self-Leveling Dispensers

## Adjust-a-Fit® - Open, Shielded and Heated



Model 922  
Open



Model 923  
Shielded



Model 924  
Heated

### Models

902, 903, 912, 913, 914  
922, 923, 924, 932, 933  
934, 1942, 1943, 1944

### Adjustable Diameter And Dispensing Height Adjustments Without Tools

- Available in five tube sizes, each with a 3¼ (83mm) diameter adjustment range
- Moveable dish guides provide diameter adjustment in seconds without tools
- Heated dispensers feature thermostatic control with 100°F (38°C) - 175°F (79°C) range
- All models have a 25" (635mm) plate stacking capacity



### Specifications

Unit shall be of welded stainless steel construction. Dispensers shall hang from surface opening by an 18-gauge flange ring and feature three each 22-gauge vertical side supports welded to 20-gauge bottom plate. Self-leveling dish carriage shall be of welded stainless steel construction and shall travel vertically in dispenser tube with 3 sets of nylon roller guides for smooth operation. Carriage shall have 22-gauge removable dish platform. Unit shall feature flange mounted perimeter extension springs, which are detachable from the dish carriage to provide adjustment without tools for different weight dishes. Unit shall also feature three stainless steel dish guides running the entire height of the dispenser. Dish guides shall pivot to provide diameter adjustability of 3-1/4" (83 mm) without tools or removing components to accommodate various diameter dishes. Unit shall have a vertical plate stacking capacity of 26" (660 mm). Unit shall be NSF listed.

*Specifications continued on back.*

Lakeside Manufacturing, Inc.

4900 West Electric Avenue • West Milwaukee, WI 53219 U.S.A.

800-558-8565 • 414-902-6400 • Fax 414-902-6446 • info@eLakeside.com • www.eLakesideFoodservice.com

# Drop-in Self-Leveling Dispensers

Adjust-a-Fit® - Open, Shielded and Heated

## Models

902, 903, 912, 913  
914, 922, 923, 924  
932, 933, 934, 1942  
1943, 1944


## Specifications (continued)

**Heated Models Only:** Unit shall be 120 VAC 60 Hz and shall have 5' (1524 mm) power supply cable with L5-15P NEMA twist lock plug for 120 VAC. Dispenser tubes shall be fully enclosed in 22 gauge stainless steel, and have a circular bottom mounted 300 or 450 watt heater element to provide convection heat. Heating system shall feature

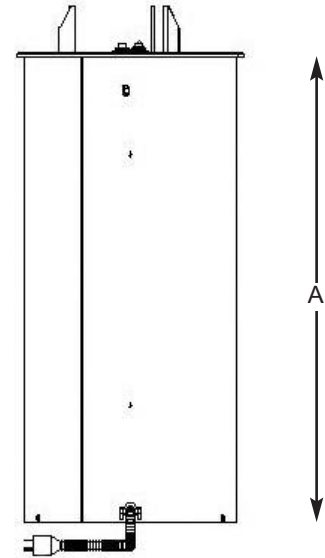
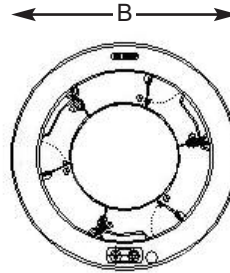
thermostatic control in a tamper protective location with safe high-end shut off. Control shall have infinite settings between low and high temperature cut-outs. Thermostat shall be field adjustable for average interior air temperature between 100° F (38° C) and 175° F (79° C) at middle adjustable thermostatic setting. On-off switch and power indicator light shall be mounted on top flange of dispenser. Average dish temperature rise of 40° F (22° C) above ambient shall be achieved within one hour of initial heating cycle at middle adjustable thermostatic setting. Unit shall be UL listed.

## OPTIONAL ACCESSORIES

- Stainless steel dispenser covers
- 208/240 VAC 60Hz (heated models)
- 220 VAC 50 Hz (heated models)



Stainless Steel Dispenser Cover



AutoCAD drawings available through KCL CADalog

## Model Information

Model	Accommodates Plate Size		Height To Ring (A)		Top Ring Diameter (B)		Counter Cut-Out		Electrical Watts	Amps	lbs.	(kg.)
<b>Open Models</b>												
902	2-3/4" to 6"	(970 to 152)	27 3/4"	(705)	10"	(254)	9-1/8"	(232)	-	-	13	(5.9)
912	4-1/4" to 7-1/2"	(108 to 191)	27 3/4"	(705)	11-1/2"	(292)	10-5/8"	(270)	-	-	15	(6.8)
922	6-1/2" to 9-3/4"	(165 to 248)	27 3/4"	(705)	13-3/4"	(349)	12-7/8"	(327)	-	-	18	(8.2)
932	8-3/4" to 12"	(222 to 305)	27 3/4"	(705)	16"	(406)	15-1/8"	(384)	-	-	20	(9.1)
1942	10" to 13-1/4"	(254 to 337)	27 3/4"	(705)	17-1/16"	(432)	16-1/4"	(413)	-	-	21	(9.6)
<b>Shielded Models</b>												
903	2-3/4" to 6"	(970 to 152)	28"	(705)	10"	(254)	9-1/8"	(232)	-	-	20	(9.1)
913	4-1/4" to 7-1/2"	(108 to 191)	28"	(705)	11-1/2"	(292)	10-5/8"	(270)	-	-	22	(10)
923	6-1/2" to 9-3/4"	(165 to 248)	28"	(705)	13-3/4"	(349)	12-7/8"	(327)	-	-	27	(12.2)
933	8-3/4" to 12"	(222 to 305)	28"	(705)	16"	(406)	15-1/8"	(384)	-	-	31	(14.1)
1943	10" to 13-1/4"	(254 to 337)	28"	(705)	17-1/16"	(432)	16-1/4"	(413)	-	-	32	(14.5)
<b>Heated Models</b>												
914	4-1/4" to 7-1/2"	(108 to 191)	28"	(705)	11-1/2"	(292)	10-5/8"	(270)	300	2.5	25	(11.3)
924	6-1/2" to 9-3/4"	(165 to 248)	28"	(705)	13-3/4"	(349)	12-7/8"	(327)	450	3.8	30	(13.6)
934	8-3/4" to 12"	(222 to 305)	28"	(705)	16"	(406)	15-1/8"	(384)	450	3.8	34	(15.4)
1944	10" to 13-1/4"	(254 to 337)	28"	(705)	17-1/16"	(432)	16-1/4"	(413)	450	3.8	35	(15.9)

Measurements in ( ) denote metric millimeters, unless otherwise specified.



Lakeside Manufacturing, Inc.

4900 West Electric Avenue • West Milwaukee, WI 53219 U.S.A.

800-558-8565 • 414-902-6400 • Fax 414-902-6446

info@eLakeside.com • www.eLakesideFoodservice.com